

# KYMETA™



## Kymeta™ u8 Products Accessories Guide

Document number: 700-00140-000 revC

17 December 2020

# Table of contents

1	About this document .....	1
2	Mounts .....	1
2.1	u8 vehicle mount kit .....	1
2.2	u8 universal mounting plate .....	1
2.3	u8 terminal MRZR mount .....	2
3	Power kits and cables .....	3
3.1	u8 vehicle power kit .....	3
3.2	u8 AC-to-DC power kit .....	3
3.3	u8 ODU RX, TX, and Ethernet cable kit .....	4
4	Maintenance and care .....	4
4.1	u8 hydrophobic coating reapplication .....	4
5	Products under development .....	4
5.1	u8 GO case .....	4
6	Customer support .....	5
7	Revision history .....	5
8	Copyright and trademark information .....	5

# 1 About this document

This document covers Kymeta™ u8 accessories available for the u8 products. Refer to the *700-00107-000 Kymeta u8 products integrator guide* for additional technical details and drawings.

## 2 Mounts

### 2.1 u8 vehicle mount kit

PRODUCT CODE	PRODUCT DESCRIPTION
U8ACC-00003-0	ACCESSORY, U8 VEHICLE MOUNT

Use this vehicle mount kit to attach the u8 terminal or u8 ODU to a vehicle roof rack. This mount requires that the roof rack crossbars are less than 7.7 cm wide and the closest points on the forward/aft crossbars are 92.8 cm apart.

#### What's in the kit

- » Mounting rails
- » Hardware to secure the rails to the terminal or ODU
- » Clamps / hardware to secure the rails to the vehicle roof rack
- » Padlock
- » Installation instructions



Refer to *700-00141-000 Kymeta u8 vehicle mounting kit installation guide* for details.


### 2.2 u8 universal mounting plate

PRODUCT CODE	PRODUCT DESCRIPTION
U8ACC-00004-0	ACCESSORY, UNIVERSAL MOUNTING PLATE

This universal mounting plate can be used to modify an existing u7 mounting structure to accommodate a u8 terminal or u8 ODU or can be used for any static / stationary installation. The u8 terminal or u8 ODU dimensions with the shroud installed are 89.5 cm × 89.5 cm × 14 cm (35.2 in. × 35.2 in. × 5.5 in.). The four mounting points are 41.7 cm (16.4 in) apart, centered on the terminal. They have 15 mm of M10 × 1.25 threading, with a max hole depth of 20 mm. 2.9 cm deep channels that run along the direction of travel are integrated into the shroud to support a low-profile mounting system.

What's in the kit

- » Mounting plate
- » Stand-off posts
- » Fasteners
- » Installation instructions



Refer to 700-00143-000 *Universal mounting plate installation instructions* for details.

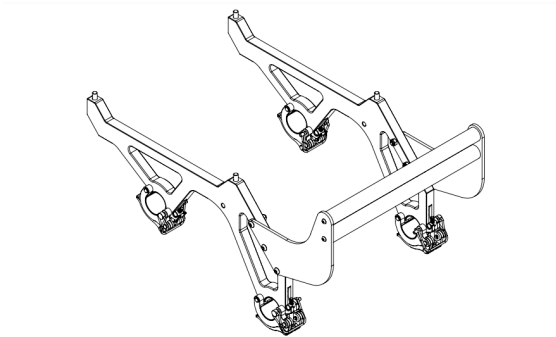
2.3 u8 terminal MRZR mount

The Kymeta MRZR mount is designed specifically to integrate with the Polaris MRZR Tactical off-road vehicle. The mount allows toolless installation of any u8 terminal or ODU to the factory roll cage of the MRZR.

PRODUCT CODE	PRODUCT DESCRIPTION
U8ACC-00023-0	ACCESSORY, U8 MRZR MOUNT

What's in the kit

- » Hardware to secure the rails to the MRZR
- » Clamps to secure the rails to the MRZR roll cage
- » Integrated brush bar
- » Installation instructions



## 3 Power kits and cables

### 3.1 u8 vehicle power kit

PRODUCT CODE	PRODUCT DESCRIPTION
U8ACC-00001-0	ACCESSORY, U8 VEHICLE POWER, 25' (7.5 M) CABLES

Use this vehicle power kit to power the u8 terminal or u8 ODU from a vehicle battery. The vehicle power kit is rated to IP66.

#### What's in the kit

- » 25' of cable
- » Connectors, fuse, and circuit breaker
- » Abrasion resistant wire shielding
- » Installation instructions

Refer to *700-00111-000 Kymeta u8 terminal vehicle power kit installation instructions* for details..


### 3.2 u8 AC-to-DC power kit

PRODUCT CODE	PRODUCT DESCRIPTION
U8ACC-00002-0	ACCESSORY, AC-TO-DC POWER, 16' (4.88 m) CABLE

Use this AC-to-DC power kit to power the u8 terminal or u8 ODU from a 120/240 VAC wall outlet. The u8 terminal and u8 ODU are designed with a DC power system that accepts 12 VDC to 24 VDC with a maximum power draw for the system to be 600 W.

#### What's in the kit

- » AC-to-DC universal outdoor power supply, 24 VDC/600 W output, 7.62 m (25 ft.) total cable length
- » W38B terminal input power cable, 40.64 cm (16 in.)
- » Installation instructions



Refer to *700-00142-000 AC-to-DC power kit installation instructions* for details.

### 3.3 u8 ODU RX, TX, and Ethernet cable kit

PRODUCT CODE	PRODUCT DESCRIPTION
U8ACC-00013-0	ACCESSORY, RX, TX, DATA FOR ODU, 25' (7.5 M) CABLES

Use this IP66 rated cable kit to attach your Kymeta u8 ODU to an external modem.

#### What's in the kit

- » (2) LMR-240 N-Male to N-Male 7.5 m (25 ft.) cables
- » (1) RJ45 to RJ45 7.5 m (25 ft.) cable
- » N-to-F adapters
- » Installation instructions



Refer to 700-00108-000 Kymeta u8 products cable extension kit installation instructions for details.

## 4 Maintenance and care

### 4.1 u8 hydrophobic coating reapplication

Kymeta™ u8 hydrophobic coating reapplication kit. Product availability is expected in Q1 2021.

PRODUCT CODE	PRODUCT DESCRIPTION
U8ACC-00028-0	KIT, U8, HYDROPHOBIC COATING REAPPLICATION

## 5 Products under development

### 5.1 u8 GO case

Kymeta™ u8 GO case is under development and product availability is expected in Q1 2021.

PRODUCT CODE	PRODUCT DESCRIPTION
U8ACC-00007-0	ACCESSORY, U8 GO CASE

## 6 Customer support

---

Submit your questions and comments to [product@kymetacorp.com](mailto:product@kymetacorp.com).

## 7 Revision history

---

Revision	Change
A	Initial release.
B	Updated for beta release.
C	Added u8 hydrophobic coating reapplication. Added Kymeta u8 MRZR mount details.

## 8 Copyright and trademark information

---

©2020 Kymeta Corporation. All Rights Reserved. KYMETA, KYMETA CONNECT, MAKING MOBILE GLOBAL, and CONNECTED BY KYMETA are trademarks of Kymeta Corporation, with registrations or pending applications in the U.S. and/or other countries. All other trademarks are the property of their respective owners.