


PART NO.	MAST DIAMETER	WEIGHT
B46DRB-237X3	2.37"OD [60.3mm]	93 lbs. [42.2kg]
B46DRB-288X3	2.88"OD [73mm]	94 lbs. [42.6kg]
B46DRB-300X3	3"OD [76.2mm]	94 lbs. [42.6kg]



PROPRIETARY AND CONFIDENTIAL
THE INFORMATION CONTAINED IN THIS DRAWING IS THE SOLE PROPERTY OF BAIRD SUPPORTING SYSTEMS. ANY REPRODUCTION IN PART OR AS A WHOLE WITHOUT THE WRITTEN PERMISSION OF BAIRD SUPPORTING SYSTEMS IS PROHIBITED.



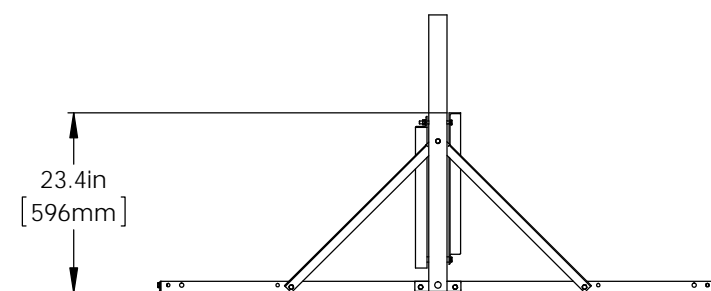
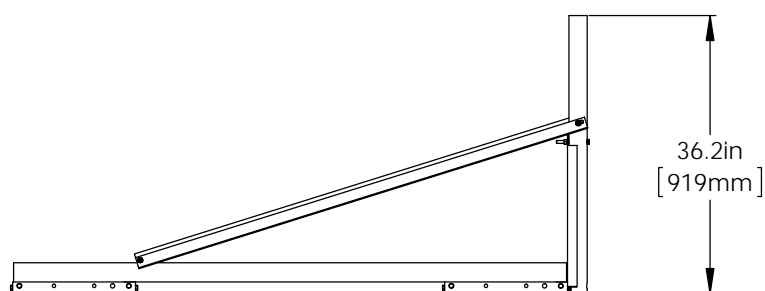
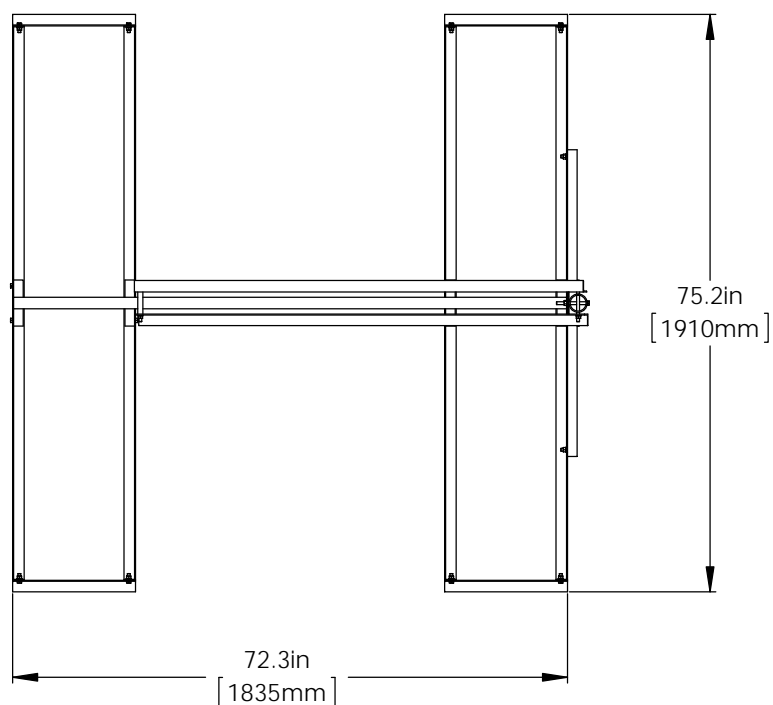
UNLESS OTHERWISE SPECIFIED:
DIMENSIONS ARE IN INCHES
TOLERANCES:
FRACTIONAL \pm
ANGULAR: MACH \pm BEND \pm
TWO PLACE DECIMAL \pm
THREE PLACE DECIMAL \pm

DO NOT SCALE DRAWING

Baird Mounting Systems
sales@stepelectronics.com.au

TITLE:
B4-6X6DRB MOUNT WITH 3' MAST

DRAWN BY JK	DATE 06/14/13	
MATERIAL STEEL	FINISH HDG	
DWG. PURPOSE CUSTOMER	SHEET 1OF2	SCALE 1:15
PART. NO. SEE TABLE		
DWG. NO. B46DRB-(000)X3		



PROPRIETARY AND CONFIDENTIAL

THE INFORMATION CONTAINED IN THIS DRAWING IS THE SOLE PROPERTY OF BAIRD SUPPORTING SYSTEMS. ANY REPRODUCTION IN PART OR AS A WHOLE WITHOUT THE WRITTEN PERMISSION OF BAIRD SUPPORTING SYSTEMS IS PROHIBITED.



UNLESS OTHERWISE SPECIFIED:

DIMENSIONS ARE IN INCHES
TOLERANCES:
FRACTIONAL ±
ANGULAR: MACH ± BEND ±
TWO PLACE DECIMAL ±
THREE PLACE DECIMAL ±

DO NOT SCALE DRAWING

Baird Mounting Systems
sales@stepelectronics.com.au

TITLE:
B4-6X6DRB MOUNT WITH 3' MAST

DRAWN BY JK	DATE 06/14/13	
MATERIAL STEEL	FINISH HDG	
DWG. PURPOSE CUSTOMER	SHEET 2OF2	SCALE 1:25
PART. NO. SEE TABLE-SHEET 1		
DWG. NO. B46DRB-(000)X3		