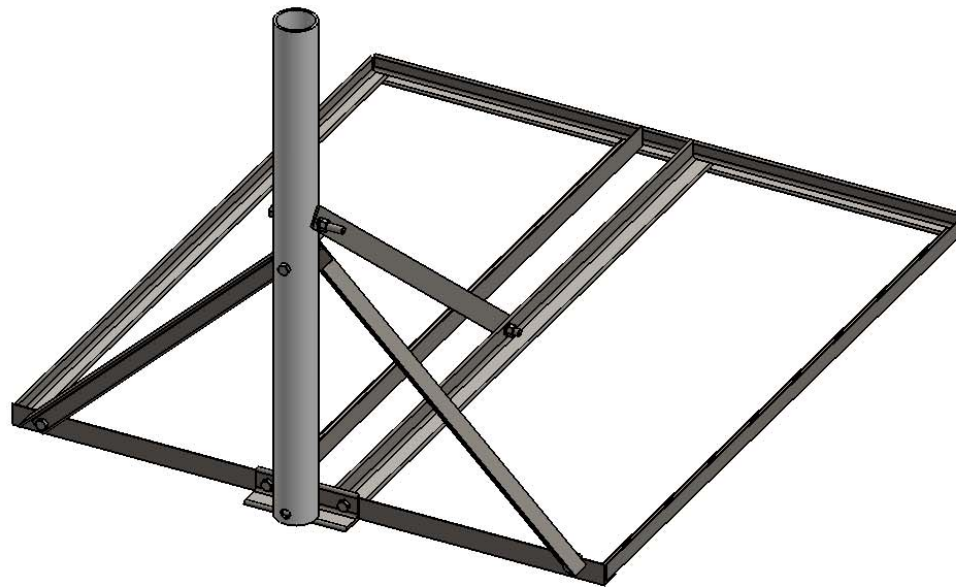


PART NO.	MAST DIAMETER	WEIGHT
B3-131X25	1.31"OD [33.4mm]	33 lbs. [15.0kg]
B3-166X25	1.66"OD [42.2mm]	35 lbs. [15.9kg]
B3-190X25	1.90"OD [48.3mm]	36 lbs. [15.3kg]
B3-200X25	2"OD [50.8mm]	36 lbs. [16.3kg]
B3-237X25	2.37"OD [60.3mm]	38 lbs. [17.2kg]
B3-288X25	2.88"OD [73mm]	38 lbs. [17.2kg]
B3-300X25	3"OD [76.2mm]	38 lbs. [17.2kg]



**PROPRIETARY AND CONFIDENTIAL**  
THE INFORMATION CONTAINED IN THIS DRAWING IS THE SOLE PROPERTY OF BAIRD SUPPORTING SYSTEMS. ANY REPRODUCTION IN PART OR AS A WHOLE WITHOUT THE WRITTEN PERMISSION OF BAIRD SUPPORTING SYSTEMS IS PROHIBITED.

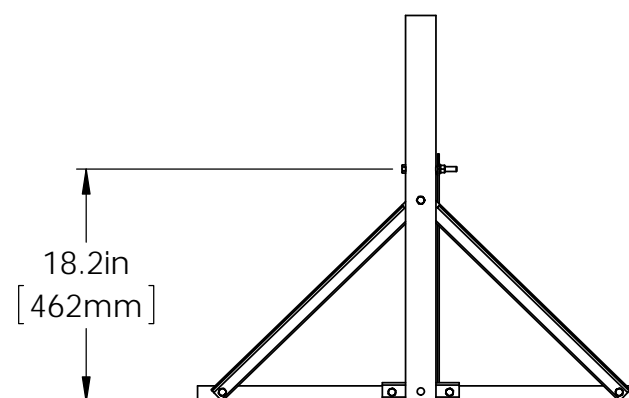
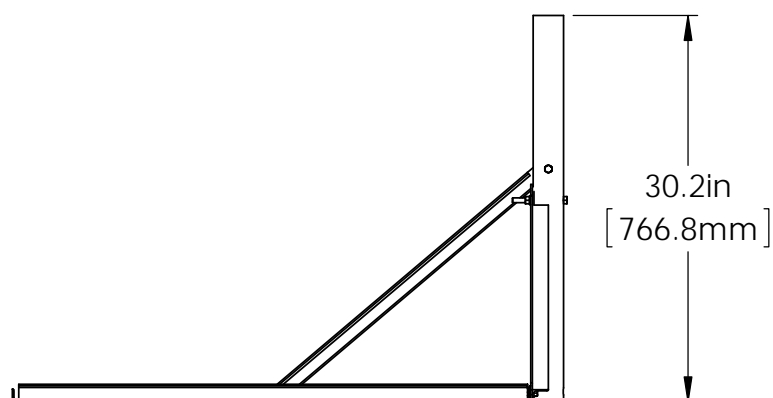
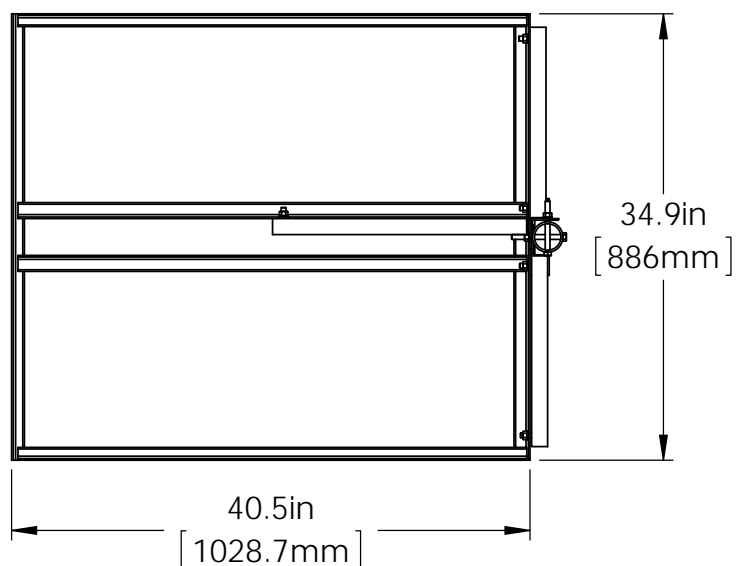
UNLESS OTHERWISE SPECIFIED:  
DIMENSIONS ARE IN INCHES  
TOLERANCES:  
FRACTIONAL  $\pm$   
ANGULAR: MACH  $\pm$  END  $\pm$   
TWO PLACE DECIMAL  $\pm$   
THREE PLACE DECIMAL  $\pm$

DO NOT SCALE DRAWING

**Baird Mounting Systems**  
**sales@stepselectronics.com.au**

TITLE:  
B3-34X40 MOUNT WITH 2.5' MAST

DRAWN BY JK	DATE 05/03/13
MATERIAL STEEL	FINISH HDG
DWG. PURPOSE CUSTOMER	SHEET 1 OF 2
SCALE 1:10	
PART. NO. SEE TABLE	
DWG. NO. B3-(000)X25	



**PROPRIETARY AND CONFIDENTIAL**

THE INFORMATION CONTAINED IN THIS DRAWING IS THE SOLE PROPERTY OF BAIRD SUPPORTING SYSTEMS. ANY REPRODUCTION IN PART OR AS A WHOLE WITHOUT THE WRITTEN PERMISSION OF BAIRD SUPPORTING SYSTEMS IS PROHIBITED.



UNLESS OTHERWISE SPECIFIED:

DIMENSIONS ARE IN INCHES  
TOLERANCES:  
FRACTIONAL ±  
ANGULAR: MACH ± BEND ±  
TWO PLACE DECIMAL ±  
THREE PLACE DECIMAL ±

DO NOT SCALE DRAWING

**Baird Mounting Systems**  
**sales@stepselectronics.com.au**

TITLE:  
B3-34X40 MOUNT WITH 2.5' MAST

DRAWN BY JK	DATE 05/30/13	
MATERIAL STEEL	FINISH HDG	
DWG. PURPOSE CUSTOMER	SHEET 2 OF 2	SCALE 1:15
PART. NO. SEE TABLE-SHEET 1		
DWG. NO. B3-(000)X25		